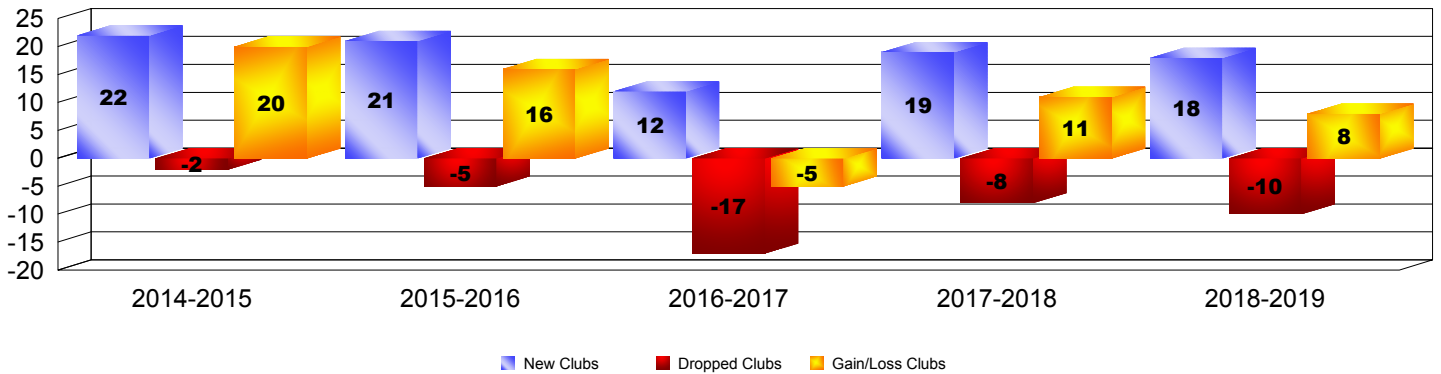
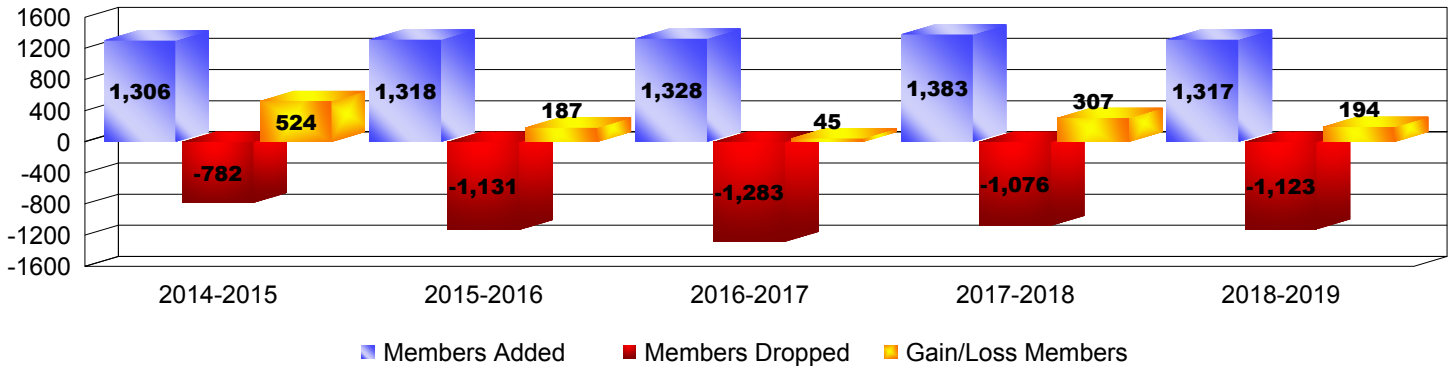


Year	New Clubs	Dropped Clubs	Gain/Loss Clubs	New Members	Charter Members	Reinstate Members	Transfer Members	Total Member Added	Total Members Dropped	Gain/Loss Members
2014-2015	22	-2	20	672	609	15	10	1306	-782	524
2015-2016	21	-5	16	605	601	105	7	1318	-1131	187
2016-2017	12	-17	-5	785	387	144	12	1328	-1283	45
2017-2018	19	-8	11	730	581	55	17	1383	-1076	307
2018-2019	18	-10	8	673	523	110	11	1317	-1123	194
Average	18	-8	10	693	540	86	11	1330	-1079	251

Clubs




Members



Membership Composition

June 2019 Cumulative



Gender Comparison

June 2019 Cumulative

